

OXFORD

INDOOR - OUTDOOR




2400  
OLD YELLOW



2401  
SADDLE BROWN



2403  
AMBER



2405  
WILD OATS




2416  
GRIZZLY



2402  
COGNAC



2415  
BRINDLE



2410  
ARMY GREEN



2417  
BROWN EARTH




2420  
GRAVEL




2413  
SHADED WHITE



2414  
POWDER PINK




2407  
DARK ASH




2418  
LEAD GREY



2412  
BIRCH




2404  
MERLOT



2409  
BLACK PEARL




2419  
SPACE BLUE



2408  
STERLING



2406  
HENNA GREEN



**CHARACTERISTICS** **INDOOR - OUTDOOR**

Composition:	Topcoat: Vinyl
Backing:	100% Recycled Polyester
Weight:	695 gr/m <sup>2</sup>
Roll Width:	min. 137 cm
Roll Length:	+/- 27,4 m
Abrasion:	>300.000 cycles (MARTINDALE)
Cold Crack:	-32 °C
UV-Resistance:	ASTM G153-00a, Cycle 1, 1000 hours, UV co-efficient ≥7 (Blue Wool Scale)
Flame retardancy*:	EU EN 1021 Part 1 & 2 EU BS 5852 Source 0, 1 (Cigarette & Match) EU (MED) Marine Equipment Directive EU IMO MSC 88/26/ADD. 2 Part 8 3.1 & 3.2 (Replacing IMO A652) EU R118 DE DIN 4102 (B2) IT UNI ISO 3795 (FMVSS 302) FR NF P 92-503 (M2) US FAR 25/853 CH SN 198'898 & VKF AU AS.1530.3

\*This term and any corresponding data refer to the typical performance in the specific tests indicated and should not be construed to imply the behaviour of this or any other material under actual fire conditions.

**FINISHES AND TREATMENTS**

PHTHALATE FREE

EN 71-3:2019 Migration of Certain Elements (Category III)  
99% reduction of bacteria on the surface of the coated fabric (ISO 22196)  
Bacteriostatic Properties: Mildew Resistant

**SUSTAINABILITY**

- Bromine-free, no Halogenated Flame Retardants (HFRs)
- No Bisphenol A (BPA)
- No Ozone Depleting Chemicals
- No PBTs (Persistent Bio accumulative and Toxic Chemicals)
- Contains bio-based renewable ingredients
- Phthalate free formulation
- Skin Safe (ISO 10993-10)
- REACH
- RoHS

**SAMPLES AND ENQUIRES**

samples: [samples@vyvafabrics.nl](mailto:samples@vyvafabrics.nl) | orders: [info@vyvafabrics.nl](mailto:info@vyvafabrics.nl)

**CARE AND CLEANING**      

For optimum care and cleaning please read the following instructions and recommendations.

**Disinfectant Use**

Here is a helpful list of products that you can use to disinfect:

**Clorox® Hydrogen Peroxide Disinfecting Cleaner,**

This kills bacteria and viruses in 30 seconds.

**BLEACH-RITE® Disinfecting Spray with Bleach,** Current Technologies

This is a hospital-grade pre-mixed cleaner with bleach diluted 1:10.

**Dispatch® Hospital Cleaner Disinfectant Towels with Bleach**

This kills most bacteria and viruses in 1 minute.

**Bleach,** Dilute the bleach up to a 1:10 ratio (10%). Liberally apply diluted bleach solution using a sponge. Rinse with cold water several times.

Wipe dry. Be sure to follow the guidelines on the bleach label.

**Isopropyl Alcohol** with concentration of around 70% can kill corona-viruses. Leave the 70% Isopropyl Alcohol solution on the product for one minute.

**Hydrogen Peroxide** with a 3% concentration can be used to disinfect.

Apply to the product and allow to sit for one minute.

Rinse the area with clean water, then dry with a clean, lint-free cloth after using any disinfectants and cleaners.

**Cleaning after Disinfection:**

The coated fabric should be cleaned periodically in order to maintain its appearance and prevent build-up of dirt and contaminants. Any stain, spills, or soiling should be cleaned up immediately to prevent the possibility of permanent staining.

Use a mixture of 1:1 liquid soap (neutral pH) and water or our approved cleaning products for coated fabrics to remove stains on the surface of the material. Completely remove excess cleaner with a white, clean, damp cloth; and dry the surfaces afterwards. Lacquers, strong cleaners, detergents, xylene-based solutions, acetone, or ketone (MEK) cause immediate damage and contribute to the deterioration of the material. The use of such cleaners is at the owner's risk.

**Cleaning methods to remove tougher stains**

**Step 1:** Coffee, juice, red wine, sauces, chocolate, grease, crayon and suntan lotion. Remove excess spill with a damp cloth. Clean with a 1:1 mix of neutral liquid soap and water. Next, rinse with clean water and dry.

**Step 2:** Make-up. Use a straight application of neutral PH soap. Wipe with a clean white cloth or soft brush, rinse with clean water, and dry.

**Step 3:** Blood, urine, faeces and all other tough stains. Use a 1:10 mix of Isopropyl alcohol and water. Rinse thoroughly with clean water and dry.

For cleaning: use a soft white cotton cloth saturated with the recommended cleaning agent and rub the stain in random circles, ten times or more. Pat dry with another soft white cotton cloth and check the results. Do not use steel bristle brushes, abrasive scouring pads or metal, these cause permanent damage to the fabric. Methods 2 & 3 are not recommended for everyday cleaning! After cleaning, rinse the area with clean water, then dry with a clean, lint-free cloth. Failure to remove chemical residue will cause discolouration of the coated fabric surface to manifest itself earlier in the life cycle of the product.



ANTIMICROBIAL



BLEACH CLEANABLE



FLAME RETARDANT



STAIN RESISTANT



WATERPROOF



PHTHALATE FREE



REACH COMPLIANT



INDOOR OUTDOOR