


DIAMONDS


INDOOR - OUTDOOR



6620
TAPIOCA




6615
SNOW



6619
OTONO



6624
PEPPER



6616
IVORY



6613
EXPRESSO





6604
HONEY




6602
SUNSET



6606
TAUPE




6607
LAVA




6608
REGATTA




6610
CARBON




6618
INDIGO




6623
VINTAGE




6603
METEOR




6622
MERCURY



6621
TONIC



6600
POLAR



CHARACTERISTICS INDOOR - OUTDOOR

Composition:	100% Vinyl Urethane
Backing:	100% Polyester Hi-Loft™
Weight:	680 g/m²
Roll Width:	min. 137 cm
Roll Length:	+/- 30 m
Abrasion Resistance:	>100.000 cycles (MARTINDALE)
Cold Crack:	-23 °C
Light Fastness:	ISO 105 B02: ≥ 7/8 (Blue Wool Scale) ISO 105 B04: ≥ 4/5 (Grey Scale)
Flame Retardancy*:	EU EN 1021 Part 1 & 2 EU IMO FTP 2010 Code MSC.307 (88) Part 8 3.1 & 3.2 EU ECE R 118.03 (R118.02 Anx. 6, 7 & 8) EU (MED) Marine Equipment Directive EU EN 71-2:2006+A1:2007 Safety of Toys - part 2 DE DIN 4102 (B2) IT UNI 9175 / UNI 9175/FA1 Classe 1.1M ES UNE 23.727-90 1R/M.2 FR NF P 92-503 (M2) AT ÖNORM B 3825, Gruppe 1 AT ÖNORM A 3800 Teil 1 US FMVSS 302 US CAL TB 117-2013, Sec. E US FAR 25/853 US NFPA 260 - Class 1

*This term and any corresponding data refer to the typical performance in the specific tests indicated and should not be construed to imply the behaviour of this or any other material under actual fire conditions.

FINISHES AND TREATMENTS PERMABLOK³ ADVANCED VINYL PROTECTION

Antibacterial Protection, Anti-stain Finish, Mildew resistant backing and face, Sulfide Stain Resistant, Anti-static Finish, EN 71-3 Safety of Toys (Migration of certain elements)

Virucidal Activity: ISO 18184:2019:¹
Coated Fabrics treated with PERMABLOK³ are proven to reduce the presence of Coronavirus** by more than 90% within one hour of contact.

ISO 21702:2019:²
All the Coated fabrics treated with PERMABLOK³ are capable of reducing the Coronavirus** activity by 99.9% within 24 hours of exposure on the surface.

Bacteriostatic Properties: ISO 22196:2011. Value of antibacterial*** activity R>2

SUSTAINABILITY

Reach / RoHS / Carbon Neutral / EcoSense / Greenguard / ISO 14001 / ISO 45001 / Indoor Air Quality Certified

SAMPLES AND ENQUIRES

samples: samples@vyvafabrics.nl | orders: info@vyvafabrics.nl

CARE AND CLEANING

For optimum care and cleaning please read the following instructions and recommendations.

Disinfectant Use

The following information refers to the performance of PERMABLOK³ products in specific tests, conducted under laboratory conditions. Results may vary under actual conditions:

- Asepticare TB + II • Antifect (in 0.5 % dilution) • Caviwipes XL Packed
- Cleanisept Wipes • Clorox Healthcare Bleach • Germicidal Wipes
- Coverage Plus Germicidal Wipes • Desomed rapid • FD 366
- Hydrogen Peroxide Cleaner Disinfectant Wipes • Instrunet Anionsurf
- Lysol Foaming Disinfectant Cleaner • Microzid • Oxivir TB Wipes
- Oxycide Diluted -3oz/gl in water • PDI Sani-cloth bleach wipes
- Sanicloth AF 3 • Sodium Hypochlorite. Disinfectant. Bletach cleaner. Dilution: 1:10 mix of bleach and water. • Surfanios Premium (in 0,25% dilution) • Surfa'Safe Premium (in 0,25% dilution) • Super Sani-cloth
- Virex II 256 (1:256 Dilution) • Virox 5 Rtu • Wet wipe • Wex Cide 128 (1:128 dilution)

Rinse the area with clean water, then dry with a clean, lint-free cloth after using any disinfectants and cleaners.

Cleaning after Disinfection:

The coated fabric should be cleaned periodically in order to maintain its appearance and prevent build-up of dirt and contaminants. Any stain, spills, or soiling should be cleaned up immediately to prevent the possibility of permanent staining. Use a mixture of 1:1 liquid soap (neutral pH) and water or our approved cleaning products for coated fabrics to remove stains on the surface of the material. Completely remove excess cleaner with a white, clean, damp cloth; and dry the surfaces afterwards. Lacquers, strong cleaners, detergents, xylene-based solutions, acetone, or ketone (MEK) cause immediate damage and contribute to the deterioration of the material. The use of such cleaners is at the owner's risk.

Cleaning methods to remove tougher stains

Step 1: Coffee, juice, red wine, sauces, chocolate, grease, crayon and suntan lotion. Remove excess spill with a damp cloth. Clean with a 1:1 mix of neutral liquid soap and water. Next, rinse with clean water and dry.

Step 2: Make-up Use a straight application of neutral PH soap. Wipe with a clean white cloth or soft brush, rinse with clean water, and dry.

Step 3: Blood, urine, faeces and all other tough stains Use a 1:10 mix of Isopropyl alcohol and water. Rinse thoroughly with clean water and dry.

For cleaning: use a soft white cotton cloth saturated with the recommended cleaning agent and rub the stain in random circles, ten times or more. Pat dry with another soft white cotton cloth and check the results. Do not use steel bristle brushes, abrasive scouring pads or metal, these cause permanent damage to the fabric. Methods 2 & 3 are not recommended for everyday cleaning! After cleaning, rinse the area with clean water, then dry with a clean, lint-free cloth. Failure to remove chemical residue will cause discolouration of the coated fabric surface to manifest itself earlier in the life cycle of the product.

