

CAMBRIDGE


INDOOR




4214
STORMY




4204
WOODBINE




4205
PRAIRIE



4213
SEQUOIA



4203
MUSLIN




4212
IRON




4202
FOG



4201
NAVAJO




4207
CALIENTE



4210
CAVE




4209
WAYLAN



4206
BASIL



4208
BRIDLE



4211
BISON



CHARACTERISTICS

INDOOR

Composition:	72,3% PVC / 6,7% PU
Backing:	21% Polyester
Weight:	760 g/m ²
Roll Width:	min. 137 cm
Roll Length:	+/- 30 m
Abrasion Resistance:	>100.000 cycles (MARTINDALE)
Accelerated-ageing tests:	(Tropical Test ISO 1419): week 7: No cracking, peeling, or delamination
Light Fastness:	>6 ISO 105-B02 (Blue Wool Scale)
Colour Fastness to	
Rubbing (dry):	4-5 ISO 105-X12:2002 (Blue Wool Scale)
Rubbing (wet):	4-5 ISO 105-X12:2002 (Blue Wool Scale)
Flame Retardancy*:	US UFAC Class 1 US NFPA 260 US CAL TB 117-2013, Section 1: PASS US ASTM E1353-08ae1: PASS class 1

*This term and any corresponding data refer to the typical performance in the specific tests indicated and should not be construed to imply the behaviour of this or any other material under actual fire conditions.

SUSTAINABILITY

REACH | RoHS

CARE AND CLEANING

For optimum care and cleaning please read the following instructions and recommendations.

Disinfectant Use

For leather surface, use 1:250 mix of 84(NaClO) and water.

Rinse the area with clean water, then dry with a clean, lint-free cloth after using any disinfectants and cleaners.

Cleaning after Disinfection:

The coated fabric should be cleaned periodically in order to maintain its appearance and prevent build-up of dirt and contaminants. Any stain, spills, or soiling should be cleaned up immediately to prevent the possibility of permanent staining.

Use a mixture of 1:1 liquid soap (neutral pH) and water or our approved cleaning products for coated fabrics to remove stains on the surface of the material. Completely remove excess cleaner with a white, clean, damp cloth; and dry the surfaces afterwards. Lacquers, strong cleaners, detergents, bleach, xylene-based solutions, acetone, or ketone (MEK) cause immediate damage and contribute to the deterioration of the material. The use of such cleaners is at the owner's risk.

Cleaning methods to remove tougher stains

Step 1: Coffee, juice, red wine, sauces, chocolate, grease, crayon and suntan lotion. Remove excess spill with a damp cloth. Clean with a 1:1 mix of neutral liquid soap and water. Next, rinse with clean water and dry.

Step 2: Make-up. Use a straight application of neutral PH soap. Wipe with a clean white cloth or soft brush, rinse with clean water, and dry.

Step 3: Blood, urine, faeces and all other tough stains. Use a 1:10 mix of Isopropyl alcohol and water. Rinse thoroughly with clean water and dry.

For cleaning: use a soft white cotton cloth saturated with the recommended cleaning agent and rub the stain in random circles, ten times or more. Pat dry with another soft white cotton cloth and check the results. Do not use steel bristle brushes, abrasive scouring pads or metal, these cause permanent damage to the fabric. Methods 2 & 3 are not recommended for everyday cleaning! After cleaning, rinse the area with clean water, then dry with a clean, lint-free cloth. Failure to remove chemical residue will cause discolouration of the coated fabric surface to manifest itself earlier in the life cycle of the product.

SAMPLES AND ENQUIRES

samples: samples@vyvafabrics.nl | orders: info@vyvafabrics.nl

VYVA
FABRICS



FLAME
RETARDANT



DURABLE



WATER
RESISTANT



SOFT



PHTHALATE
FREE



REACH
COMPLIANT



INDOOR

INFO@VYVAFABRICS.NL

WWW.VYVAFABRICS.NL

TEL +31 (0)20 6599523